

# Energizer

ULTIMATE



Fast Charge  
10 WATT

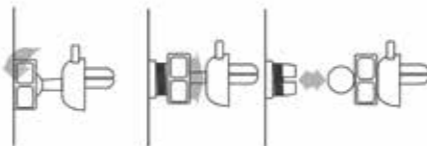
## WIRELESS FAST CHARGING MAGNETIC MOUNT

MODEL# ENG-UQIMAG

### Features

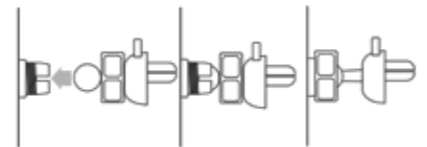
- Securely fasten your mobile devices in seconds
- Universal design to fit most mobile devices
- Easy to install and release on vehicles air vent
- Fast charges your wireless powered device in minutes with certified Qi technology

### Grip Arm Instructions



Loosen and remove the tensioner collar from the ball/socket assembly and remove the ball end of the magnetic mount from the socket on the mounting base.

**Note:** Do not remove the collar from around the ball end.



Place the ball end of the magnetic mount against the socket of the new mounting base. Thread the collar onto the base and retighten. DO NOT OVERTIGHTEN.

### Mounting Plate Installation



BEHIND PHONE  
AND CASE

DIRECTLY TO  
CASE



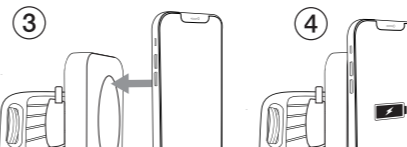
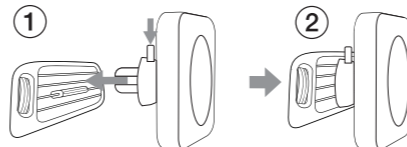
DIRECTLY TO  
DEVICE



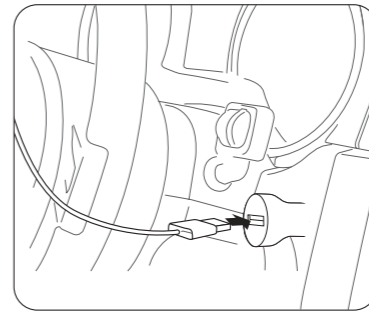
MOUNTING PLATE  
WILL NOT BLOCK  
WIRELESS  
CHARGING SYSTEM

### Mount Installation

- 1) Press top button to open gripping arms
- 2) Place phone into air vent and release top button to secure
- 3) Locate the Micro USB charging port at the bottom of the mount and connect the Micro USB cable included in pack as shown.
- 4) Place phone onto mount. Charging will start once the cable is connected to the car charger



Connect USB cable to your car charger (not included) to charge your phone



### 1 Year Limited Warranty

Premier Accessory Group, LLC warrants that the enclosed product will be free from defects in materials and workmanship for a period of 1 year from the date of initial retail purchase. This warranty is for the original retail purchaser only and is not transferable. This warranty does not cover damage caused by accident, unreasonable use or modifications to the product. During the 1-Year Warranty period we will either repair or replace this product (at our option). Please include a money order or cashier's check for the amount of \$4.95 for shipping and handling of this product.

Send product to:  
Premier Accessory Group  
Attn: Product Support Center  
305 Clearview Avenue Edison, NJ 08837

This guarantee gives you specific legal rights, and you may also have other rights which vary from state to state.

For additional information or questions about this product call us toll free at 888-492-9338 or email us at [info@premieraccessory.com](mailto:info@premieraccessory.com).

© 2019 Premier Accessory Group, LLC. All rights reserved. Questions? Visit [www.PremierAccessoryGroup.com](http://www.PremierAccessoryGroup.com) or call 1-888-492-9338 Toll Free

© 2019 Energizer. Energizer and certain graphic designs are trademarks of Energizer Brands, LLC and related subsidiaries and are used under license by Premier Accessory Group, LLC. All other brand names are trademarks of their respective owners. Neither Premier Accessory Group, LLC nor Energizer Brands, LLC is affiliated with the respective owners of their trademarks.

**NOTE:** To achieve maximum potential output of 10 Watts, you must use a USB car charger with QC 3.0 technology (Sold separately).

### Troubleshooting

Phone not charging:

- Make sure you have a phone with Qi certified charging built in
- Make sure phone magnet is in correct spot on phone
- Make sure nothing is between phone and charger
- Phone case may be too thick

### FCC Statement

This device complies with part 15 of the FCC rules. Operation is subject to the following two conditions (1) this device may not cause harmful interference, and (2) this device must accept any interference received, including interference that may cause undesired operation.

For a list of compatible phones visit [wirelesspowerconsortium.com](http://wirelesspowerconsortium.com)